



# 戰鬥機器人





禁止未經授權的複製和分發



①





②




③





④



⑤





⑥




⑦




⑧





⑨





⑩



⑪




⑫



⑬ × 2



⑭




⑮ × 2




⑯ × 2





17




18





19



20




21



22




23




24



25




26



27





28





29





30






31




32





37





38





39





40





④1





④2






④3



④4







①



加載示例程序

[BattleRobot\\_1](#), 您將擁有一個自動戰鬥機器人！

機器人將向右轉向, 然後停止揮動它的劍。

②




在你開始之前放置一個目標

讓你的機器人擊中。如果機器人擊中目標, 這算作勝利及其屏幕會顯示一個○！

如果機器人錯過了目標, 那將算作失敗, 屏幕將顯示☒。

③




加載示例程序

[BattleRobot\\_2](#), 您將擁有一個遙控戰鬥機器人！

按下屏幕上方的  切換到全屏。

按下  圖標, 你會能夠控制你的機器人！

④



移動你的機器人

盾

劍