

美容院



禁止未經授權的複製和分發


① × 4



②




③



④



⑤



⑥




⑦




⑧




⑨




⑩




⑪




⑫




⑬





⑭ × 2




⑮





⑯




17



18




19




20 $\times 2$



②① × 2



②②





②③




②④




25





26



27




28



29



30





31




32





33




34




35





36






37












①



在您的電腦或平板電腦上打開示例程序 BeautySalon_1，並通過 USB 或藍牙將其連接到您的 ArtecRobo 2.0，就可以玩美髮遊戲！

②



按屏幕上方的  圖標切換到全屏。

按  進入遊戲開始畫面。

按 A 鍵開始遊戲！

③



這個遊戲讓你修剪，拉直，捲曲，並為您的客戶染髮以定型！


④



【轉位置】

按 A 按鈕切換到處理客戶頭髮的不同位置。


⑤



【剪髮】

如上右圖所示使用剪刀控制器剪斷客戶的頭髮。


⑥



【梳理頭髮】

如上右圖所示使用梳子控制器梳理客戶的頭髮。

⑦



【捲髮】

按住吹風機控制器上的觸摸傳感器，讓您的客戶捲髮！

⑧



【染髮】

按 B 按鈕將烘乾機控制器從捲曲模式切換到著色模式（這將使屏幕上的烘乾機圖標轉動粉紅色）。像在⑦中一樣按住觸摸傳感器，將客戶的頭髮染成不同的顏色！如果你一直按住它，它最終會恢復到原來的顏色。

當頭髮是你想要的顏色時鬆開按鈕！

⑨



同時按下 A 和 B 按鈕以使閃光出現並完成您的造型！

按 A 按鈕重置遊戲。

按 B 按鈕返回並更改您的造型。