



駕駛遊戲





禁止未經授權的複製和分發



① x3




②




③





④





⑤





⑥ ×4





⑦ ×4





⑧ ×4



⑨ × 2





⑩ × 2





⑪ × 2





⑫ × 2





⑬ × 2





⑭ × 2





⑮ × 2





⑯ × 2




17








18



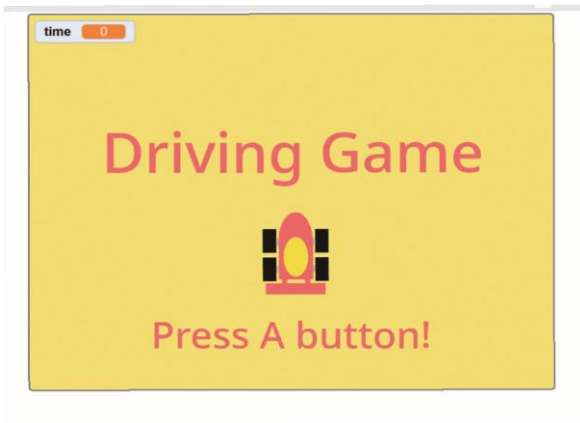




電池盒
BATT






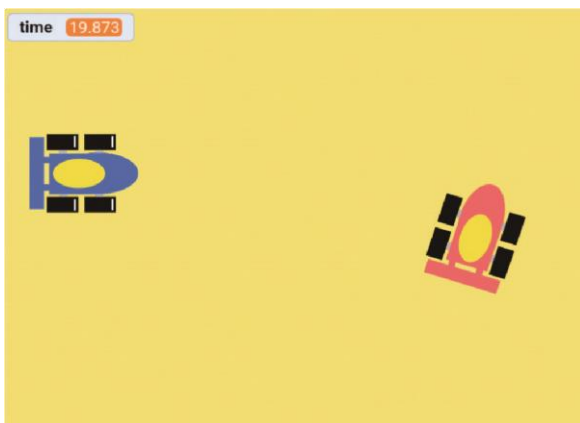
- ① 在您的電腦或平板電腦上打開 **DrivingGame_1** 並通過 USB 或藍牙連接到您的 ArtecRobo 2.0 裝置，開始您的駕駛遊戲！



- ② 按屏幕頂部的  圖標切換到全屏幕。
按  進入開始畫面。
按 A 鍵開始遊戲！



- ③ 按 B 按鈕使您的汽車向前行駛，然後按 A 按鈕讓它剎車。
傾斜你的方向盤來轉動你的車！



- ④ 您的目標是收集 5 個將出現在屏幕上的蘋果，同時避開駛過的藍色汽車。
小心，如果你撞到另一輛車，遊戲就結束了！