

智能馬桶





禁止未經授權的複製和分發

① ×2





②





③




④




⑤




⑥





⑦



⑧



⑨



⑩ × 2




⑪




⑫ × 2




⑬





⑭



⑮








①



加載並傳輸示例程序 [Toilet_1](#)，讓您的機器人像智能馬桶一樣運作！

②



當紅外光反射感應器檢測到附近有人時，馬桶蓋將自動打開。
當它檢測到人已經離開時，它會自動關閉。
推動觸控感應器沖洗馬桶。
按 B 鍵播放音樂！

③



如果紅外光反射感應器被蓋住，馬桶蓋將保持打開狀態（有人坐在馬桶上）。

④



“坐在”馬桶上時按下 A 按鈕（如 ③ 中所述）運行坐浴盆！